




sometimes

# Mud Ring Monthly

Cinder Sniffers News  
July, August 2015



You never know what you'll find in those boxes in the Diner  
..See page 7

# CSI Run Day – June 13, 2015



Jim Keith

Caboosees are not out of style on the Cincinnati and Eastern RR. They are seen at the rear end AND head end of this three car train ... with who else but Denis Larrick at the controls.

On our *June Run Day* at McAllister Station and driving #6509 were **Ray McNeil**, **Don Frozina**, **Bill Mense** and **Ed Habel**. **Nancy Bond** was managing the diner ... and, as usual, **Dave** and **Nan Sams** were exercising their skills cooking hot dogs.

Statistics for the day: The diner brought in \$52, net; the flea market \$34.50. Of the later amount, \$14 was from Bill Mense's sale of seven name badges. Passenger service yielded donations of \$68.75.

Locomotives in attendance were:

- Cinder Sniffer's SW1500 #6509
- Chromik's 0-4-2 (ride-in) #4
- Balmer's Oak Hill Road NG 0-6-0 #9301
- Balmer's Oak Hill Road 4-8-4 #7578
- Balmer's EMD SD70ACe #9388
- Larrick's JuiceBoose

Jim Keith



## June 13 2015 Run Day, continued



Jim Keith

### BLW Test Run of Oak Hill Road #9301

On its first test run at the Cinder Sniffers' track, Jim Balmer guides their new 0-6-0 NG switcher out of the steaming area. It seemed as though all went well, but water supply problems emerged after a couple of circuits on the main and Jim brought #9301 back in for a look-see. Evidently, the steam driven water pump workings "froze up", a problem that Chuck tells me is now corrected. .. Also of note is that, rather than the radiant burner shown in MRM March-April, p.4, #9301 is now sporting a propane burner following traditional BLW practice.

### Don Frozina at the throttle of Club Engine #6509 leading a train of happy passengers.



Jim Keith

# CSI Run Day – July 11, 2015



This Green Belt Line consist – engine #445 and the three car train including caboose – were in service hauling guests. Tom Tekulve is Engineer.



Three photos: Jim Keith

**Don & Kate Frozina** managed the Diner ... thank you very much ... while **Dave & Nan Sams** were close by doing their usual, cooking hot dogs and bratwurst for hungry members and guests.

A number of folks took turns piloting the club engine to provide passenger service. Steve Chromik with his colorful steamer (see pg. 8) and Tom Tekulve (photo above) kept the waiting time for the next train under control. When I stopped by **Ray McNeil** was Master of the Station. Farebox donations were \$118. Diner sales were \$111.05 net. The weather: warm and overcast.

**Below:** Sugar gets a piggy-back ride.

It is a rare treat to see *Sugar* in operation at CSI. And steam away it did ... except a knocking noise was evident. Loose rod? No. ... Then, what was it?

It was the three counter weights on the left side hitting the 4<sup>th</sup> rail ... the 4<sup>3/4</sup>" gauge rail. Not enough ground clearance. But, said **Chuck**, the engine has been run at CSI since the 4<sup>th</sup> rail was put down ... and that didn't happen before ... Strange!



## July 11, 2015 Run Day, continued



Jim Keith

### Blue outside and white inside ... Denis' new tender for *Lewis Brown* nears completion

... and does it roll nicely on those ball bearings, says Denis. In the right water leg can be seen the hand-operated water pump. The check valves are placed for easy access in an array on the floor at the rear of the tank, just out of view. ... Using Clippard Instruments' components (the double acting stainless steel pump cylinder and four check valves) has led to a lot of piping, but it is designed for trouble-free service and easy component replacement, if ever necessary.

Regarding painting, **Denis** writes: "Everything was sandblasted shortly before I painted it since aluminum doesn't like paint. That was really obvious on the top pieces

that will be re-made, since I didn't blast them. Paint was just coming off with my fingernail. The outside was Rustoleum Painters Touch 2X Ultra Cover Paint+Primer Gloss Navy Blue. I had not used it before so I didn't know what to expect, and time will tell how well it weathers. The inside was Rustoleum Epoxy Appliance White. I learned a lesson from that. My normal mix of GoJo and Joy did not take it off my hands. I went to a paint store and asked them what to use. They gave me some free packets that didn't work either. I finally found that Goo Gone will take it off your hands (wash well afterwards since it is a petroleum solvent). "

#### Rolling Stock at the July run included:


- Club's #6509
- Chromik's 0-4-2 ride-in
- Tekulve's Green Belt Line four-car train
- Balmer's 3.5"ga NYC 4-6-4 #5401 with gondola, tank car and caboose
- Balmer's 3.5"ga 0-6-0 plantation engine *Sugar*
- Larrick's 2-6-0 NG *Lewis Brown* #96, sporting its

#### new tender (winter freeze damage prevented operation)

- Keith's 4-3/4"ga 0-4-0T #778 (boiler test only)
- Sams' cars (ground interference prevented unloading)



Dave Sams




Jim Keith

## Lee Hodgson's Delta Queen Engine

It seems that Lee has a number of diverse models tucked away in his shop. On a recent Wednesday, Lee brought out this DQ (Delta Queen) steam boat engine. Let me tell you, Western River steam boat engines are quite different from locomotive and conventional stationary engines. The DQ engine features separate poppet valves for admission and release of steam and the "California cutoff valve gear" for (independent) variable cutoff. I learned from [Lee's web page](#) that his father began modeling the prototype (which has 10' stroke and 26" & 52" diameter cross-compound cylinders) after vacationing on the DQ in 1984. ... For the rest of this story, visit:

<http://www.agelessengines.com/s-boat.htm>

## PLAN TO ATTEND



### MEMBER'S NIGHT RUN AND POTLUCK

SATURDAY, AUGUST 22 FROM 5PM TO ???

BRING A MAIN DISH OR SIDE OR DESSERT TO SHARE.

POTLUCK SIGNUPS AT THE JULY AND AUGUST BUSINESS MEETINGS.


RAILROAD MOVIE WILL BE SHOWN AT DUSK.

REMEMBER YOU NEED A WORKING HEADLIGHT AND FRED TO RUN.

Who needs a fabricating shop, when you have a garbage can ?



Photo and caption: Dave Sams



## Omar and those boxes in the Diner

continued from page 1

It was tidy up time. There have been five cardboard boxes sitting in the Diner for the past three years with material – mostly magazines – for the flea market.

I decided to go through them, sort out their contents, and then decide how to best dispose of it. If this material could not be sold in our flea market ... then what.

But it was easy to be distracted. A young **Bob Maynard** stared at me... Here was the story of Bob's *Omar*, entitled "Saga of a Sternwheeler". I learned that *Omar* was a towboat built in 1936 and decommissioned in 1961. I did not learn when Bob built his model but you can see in the cover photo he was young.

Included in Bob's series of seven articles\* are drawings and photos. He also tells how he and **Evelyn** "were permitted to ride, examine, measure and photograph all we needed to build as exact a model as possible." Bob continues: "Three trips were made between New Richmond and Addison, Ohio ... two of them with Evelyn. ... (Evelyn says she went along as my secretary ... but I think those terrific dinners at the Captain's table were the real attraction!)." ... "It was an entirely different world in the late 1940s and early 1950s."


And rummaging through the old issues, one realizes that in the 1970's and 80's the magazines were different too. I think they have a certain appeal.

And thus, it is my hope that we (the club) can find a home for these many issues of Live Steam and Modeltec. Maybe you have a collection but are missing a few issues. Or maybe you'd like to "borrow" a few dozen issues and read them at your leisure.

It turns out, there was more than *Live Steam & Modeltec* in those boxes: they included railroading and Pacific News mags too (but later on that).

As for me .. I must find a **home** for these (now organized and repackaged) magazines. A home which is NOT my basement. ... **Jim Keith**

\* Three of the seven are included in the CSI Flea Market inventory.



## Flea Market Inventory

Live Steam												
	Jan	Feb	Mar	Apr	May	Jun	Jul	Aug	Sep	Oct	Nov	Dec
1979			1	1	1	1	1	1	1	1	1	1
1980	1	1	1	1	1	1	1	1	1	1	1	1
1981	1	1	1		1	1		1	1		1	1
1982	1	1	1		1	1	1	1		1	1	1
1983	1	2	2	2	2	2	2	2	2	2	2	2
1984	2		1	2	1	1	1	2	2	2	2	2
1985	1	2	2	2	2	1	2	2	2	2	1	2
1986		2	1	1	2	1	1	1	2	1	1	1
1987	1	2	1	1	1		2	2	2	1	1	2
1988	1	1	1	1	1	1	1	2	1	2	2	2
1989	1		1					1				
1990												
1991	1	1	1	1	1*					1		
1992	1		1						1		1	
1993	1		1		1+1*		2	2+1*		1		
1994	1		1		1		1	1		1		
1995	1		1		1				1	1		
1996	2		2		2		1	1	1	1		
1997							1	1	1	1		
1998	1		1		1		1	1	1	1		
1999	1		1		1				1	1		
2000	1		1		1		1	1				
2001	1		2		1		1	1		1		2
2002	1		1		1		1	1				1
2003	1		1		2		1	1		1		1
2004	1		1		1		1	1		1		1
2005	1		1									

\* ... Top of cover page removed

Modeltec												
	Jan	Feb	Mar	Apr	May	Jun	Jul	Aug	Sep	Oct	Nov	Dec
1985											1	1
1990					1				1			
1991			1		1	1						
1992											1	2
1993	1	1	1	1	1	1	1	1	2	1	1	1
1994	1	1	1	1	1	1	1	1	1	1	1	1
1995						1				1	1	1
1996	1	1	1	1	1	1	1	2	1	1	1	1
1997	1	2	1	1	1		1	1	1	2	1	1
1998	1	1	1	1	2	2	2	1	1	1	1	1
1999	1	1	1	1	1*				1		1	1
2000			1	1	1	1	1	1		1		
2001	1		1									

## The Extra Board



A Lou Lockwood photo

**Steve Chromik, engineer & fireman of EG&B #4, descends the steep grade under Bandy Bridge, July 11 2015.**